

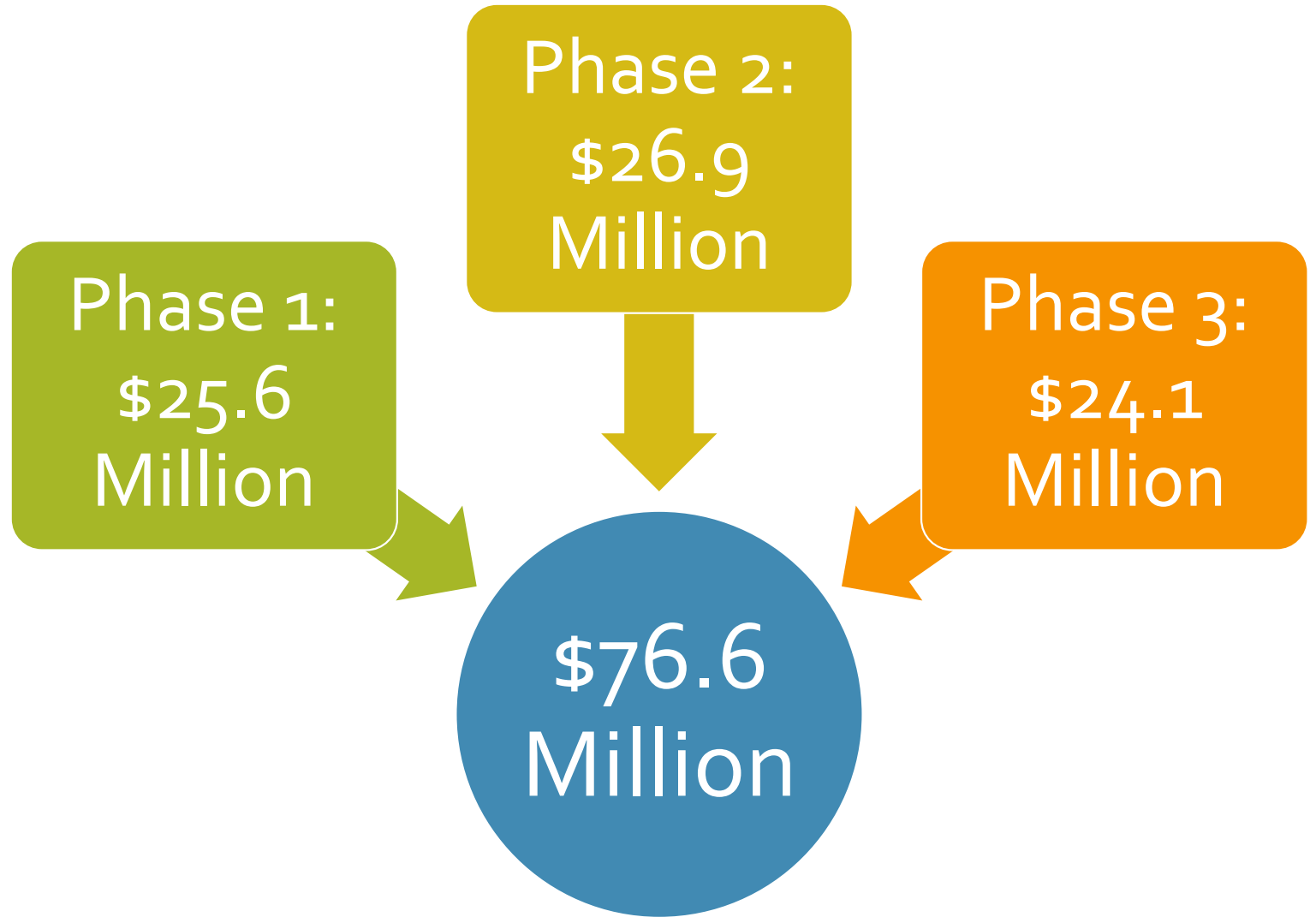
COVID-19 Emergency Housing Assistance Program Eligibility

Presented by Verónica R. Soto, FAICP Director



Three Phases

Phase 1: April 23
Phase 2: June 4
Phase 3: October 1



<https://dhs.mendixcloud.com/p/dashboard>






Program Eligibility

Phase 1 and Phase 2	Phase 3
Reside within San Antonio city limits	Reside within San Antonio city limits
Provide documentation of hardship due to COVID-19	Provide documentation of hardship due to COVID-19
Rental or Mortgage	Rental or Mortgage
Up to 100% AMI	Up to 80% AMI (tier)

EHAP Phase 3 - Tiers

AMI	Months 1 and 2					Month 3
	Rent/Mortgage	SAWS	CPS	Internet	Cash Grant	Cash Grant
<50%	✓	✓	✓	✓	Up to \$300	\$500
51% - 80%	✓					\$250



Rent & Mortgage: \$41.2M	
Electric: \$3.3M	
Water: \$0.6M	
Internet: \$0.1M	
Cash Assistance: \$3.6M	

Emergency Housing Assistance
Total Recipients: 17,140
Average AMI: 29.7%
Average HH Assistance: \$2,871
Percent Renters: 85.6%
Assistance Issued: \$48.8 Million

Data

AMI of Approved Residents

AMI	Rental %	Mortgage %
Under 30%	59%	50%
30% - 50%	23%	27%
50% - 60%	7%	12%
60% - 80%	7%	13%
80% -100%	3%	6%
Total	100%	100%

Assistance Provided per Week for last 5 Weeks

Week of	Amount
August 31	\$2,519,125
September 7	\$1,620,980
September 14	\$1,883,035
September 21	\$2,093,370
September 28	\$1,515,142

Months of Assistance by Average & Percentage

1 month:
3%

2 month:
22%

3 months:
75%

Total Monthly Assistance Per Household

MAY: \$2,645

AUG: \$2,491

JUNE: \$2,848

SEPT: \$2,974

JULY: \$2,926